







PATTY MCCOURT
CREATE ART BEAD BY BEAD

HOPE - Rainbow Bracelet©

Materials: Size 11/0 seed beads in 7 colours P:purple, W:white, B:blue, G:green, Y:yellow, O:orange, R:red; size 8/0 seed bead (H); beading thread of your choice (Fireline 6lb, Miyuki, K.O, or One-G); 2-loop sliding clasp, beading needle, scissors

1	 <p>Stop bead. Pick up 5P & 1H</p>	2	3
4	 <p>Pick up 2W, 1B and 1H sew through last P</p>	5	6
7	 <p>Pick up 3Bs sew through the B next to H</p>	8	9
10	 <p>Connect clasp: Pick 2As, PT loop, add 2As connect to P beads. Repeat on the other side.</p>	11	12



Make another length and repeat step 13.

Happy Beading!

Patty McCourt
May 2020
All rights reserved©