


# International Patchwork Sculpture

## 2D Pentagon

### Tutorial




# 2D Pentagon

## Tutorial

### One colour

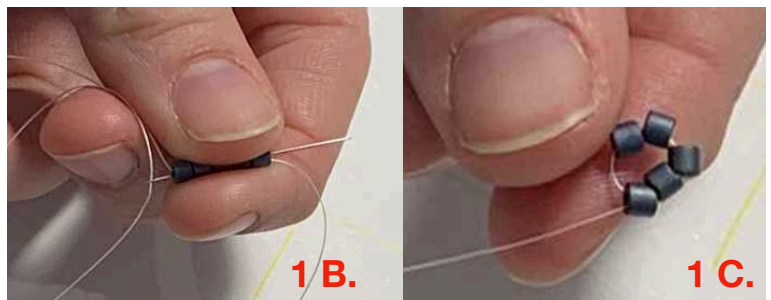
#### Word Chart

1. 5
2. 1 x5
3. 2 x5
4. 1, 1 x5
5. NC, 1, 1 x5
6. 3, 1 x5
7. 2, 1, 1 x5
8. 1, 1, 1 x5
9. NC, 1, 1, 1, 1 x5
10. 3, 1, 1, 1 x5 ????
11. 2, 1, 1, 1, 1 x5
12. 1, 1, 1, 1, 1, 1 x5
13. NC, 1, 1, 1, 1, 1, 1 x5
14. 3, 1, 1, 1, 1, 1 x5 ???
15. 2, 1, 1, 1, 1, 1, 1 x5
16. 1, 1, 1, 1, 1, 1, 1 x5




**Materials:** one colour of size 11 Delica beads, thread, size 12 needle and scissors.

1. **A.** Cut a comfortable length of thread from about 1/2 meter to 1 meter. \*Thread needle  
**B.** Pick up 5 beads.  
**C.** Form a circle by going back through all 5 beads.  
**D.** Leave a decent tail of thread, enough to stitch in later.




2. **A.** Pick up 1 bead, go through the next bead in the circle, then repeat four more times,  
**B.** step up through the last bead of the 1st circle and the 1st bead of the 2nd circle.







3. **A.** Pick up **2** beads and go through the next bead in the 2nd row.  
**B.** Repeat four more times and step up.



4. **A.** Pick up **1** bead and go through the next bead. (This will be a corner bead.)  
**B.** Pick up one bead and go through the next bead. Repeat A & B 4 times and step up.





5. **A.** Pick up **1** bead and go through the next bead.  
**B.** Repeat 9 more times and step up.




6. **A.** Pick up **1** bead and go through the next bead.  
**B.** Pick up **3** beads for the corner and go through the next bead.  
**C.** Repeat **A. & B** 4 times, stepping up on the 4th repetition.



7. **A.** Pick up 1 bead, and go through the next bead.  
**B.** Pick up 2 beads, skip the middle bead and go through the next bead.  
**C.** Pick up 1 bead, then 1 bead, 2 beads; repeat 3 times than 1 bead, and step up.



8. **A.** Pick up 1 bead and go through the next bead.  
**B.** Repeat the whole way around and step up



9. Repeat steps 5 to 8, **2** more times, **increasing the number of peyote stitches as needed.** You should have 16 rows when finished and the final row should have a count of 9 on each side, including both corners.



