

International Beading Week Bunting Project



Put your bead group on the map!

We invite all bead groups to create a flag to add to the Guild's ever growing, bunting which represents our global beading family.

The bunting is displayed at every opportunity when attending shows and exhibitions and an image of each individual flag can be found on the Guild's website: <https://beadworkersguild.com/group-flags-2/>

UK

We would like you to add your group name and the town you are from, using the large blank chart provided. Lettering style and colours are entirely your choice.

Plus, if you could, we would really appreciate a smaller BWG logo flag, which are used to punctuate the group flags when hung on display together.

Rest of the World

We understand that many of you bead in isolation, so we are looking for volunteers to bead a large flag naming the county, region or state in which you live and the name of your country.

Plus, if you could, we would really appreciate a smaller national flag (same size as the BWG flag) to represent your country and to show that the Guild is truly an international organisation.

For all flags, please use Miyuki Delica beads - DB201 for the background to give our bunting uniformity. Once you've beaded your flag from the chart provided, please add approximately 24 rows at the top, so this can be turned and fixed to make the channel for a cord to pass through.

If you have Bead Tool software and would prefer to chart your design using this programme, let me know and I will provide you with the chart ready to open in Bead Tool.

When you have completed your flag(s), please send to:

**Sylvia Fairhurst
Bumble Bee Hall
Town Street
Holmpton
United Kingdom
HU19 2QR**

Best wishes
Sylvia

Sylvia Fairhurst
BWG Trustee
International Beading Week – Event Organiser
Email: events@beadworkersguild.org.uk



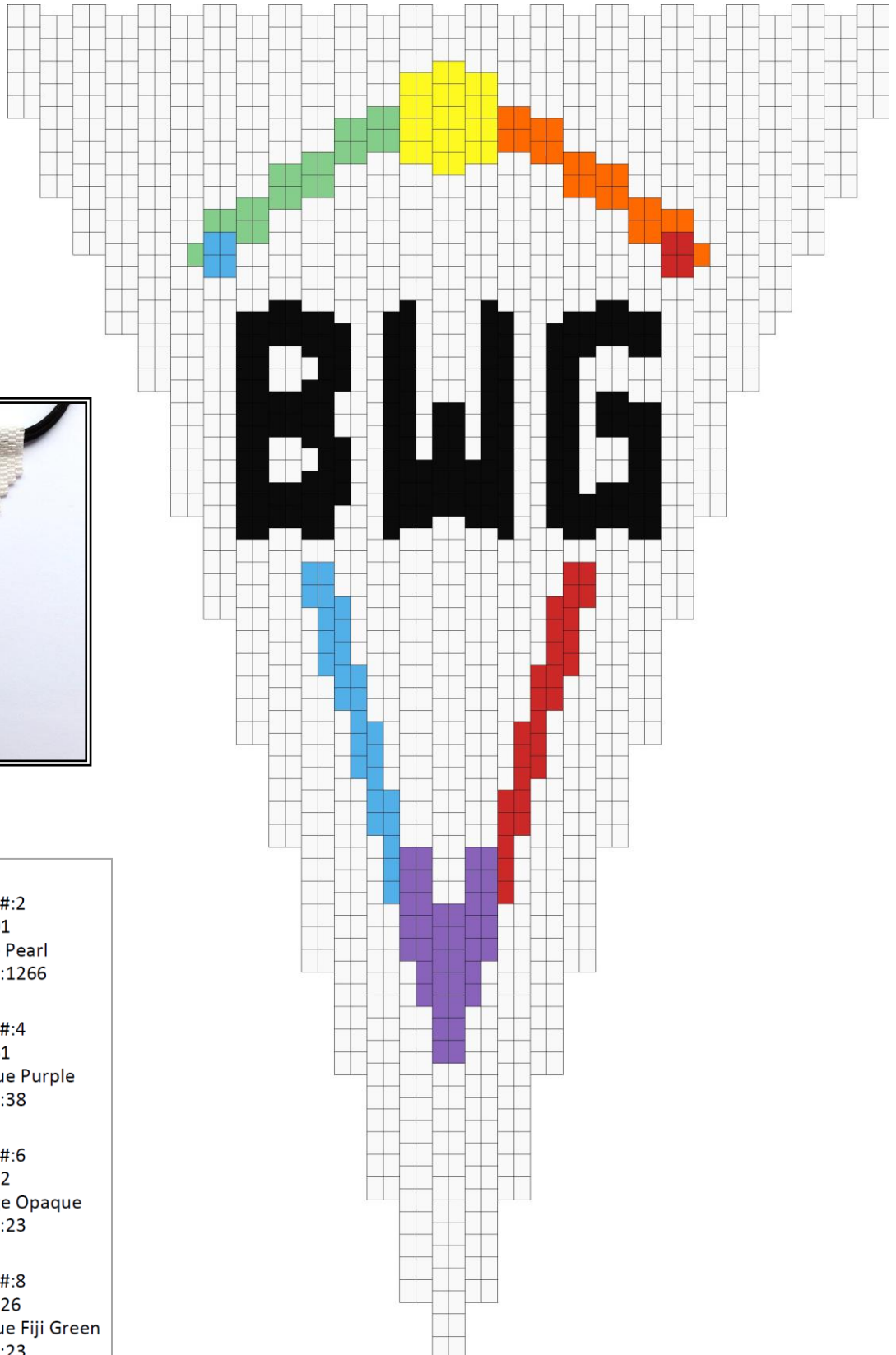
The Beadworkers Guild Bunting Pattern

Two drop Peyote or Brick stitch (see our free downloads at www.internationalbeadingweek.com for full instructions of both stitches).

Please use Miyuki Delica beads – DB201 for the background colour and add approximately 24 rows at the top, to turn and fix for a cord to pass through.

Peyote Stitch

Brick Stitch




Shopping List

<p>Chart #:1 DB-10 Black Count:163</p>	<p>Chart #:2 DB-201 White Pearl Count:1266</p>
<p>Chart #:3 DB-659 Opaque Capri Blue Count:31</p>	<p>Chart #:4 DB-661 Opaque Purple Count:38</p>
<p>Chart #:5 DB-721 Opaque Yellow Count:26</p>	<p>Chart #:6 DB-722 Orange Opaque Count:23</p>
<p>Chart #:7 DB-753 Opaque Dark Red Count:31</p>	<p>Chart #:8 DB-2126 Opaque Fiji Green Count:23</p>

Peyote Stitch

Brick Stitch



**Large blank chart For
UK group flags &
overseas regional flags**

This chart can be worked in
two drop Peyote or Brick
stitch.


The background colour
must be worked in Miyuki
Delicas - DB201 for
uniformity.

Please add 24 rows along
the top edge of the chart
to form a channel for the
cord.



Peyote Stitch

Brick Stitch



**Small blank chart
For overseas
National flags**

This chart can be worked
in two drop Peyote or
Brick stitch.

The background colour
must be worked in Miyuki
Delicas - DB201 for
uniformity.

Please add 24 rows along
the top edge of the chart
to form a channel for the
cord.

